

PATIENT-CENTERED RESEARCH SERVICES

ePROVIDE™

Downloading a Distributed Questionnaire



# Can I Download a Questionnaire from ePROVIDE™?

- Only if the following conditions are met:
  - The questionnaire is distributed online by Mapi Research Trust
- AND
  - You are an academic user and do not receive specific funding for your study
- OR
  - You intend to use the questionnaire in individual clinical practice or research study
- If you do not correspond to this category of users, please [submit a request](#).



# Step 1: Sign Up for Free

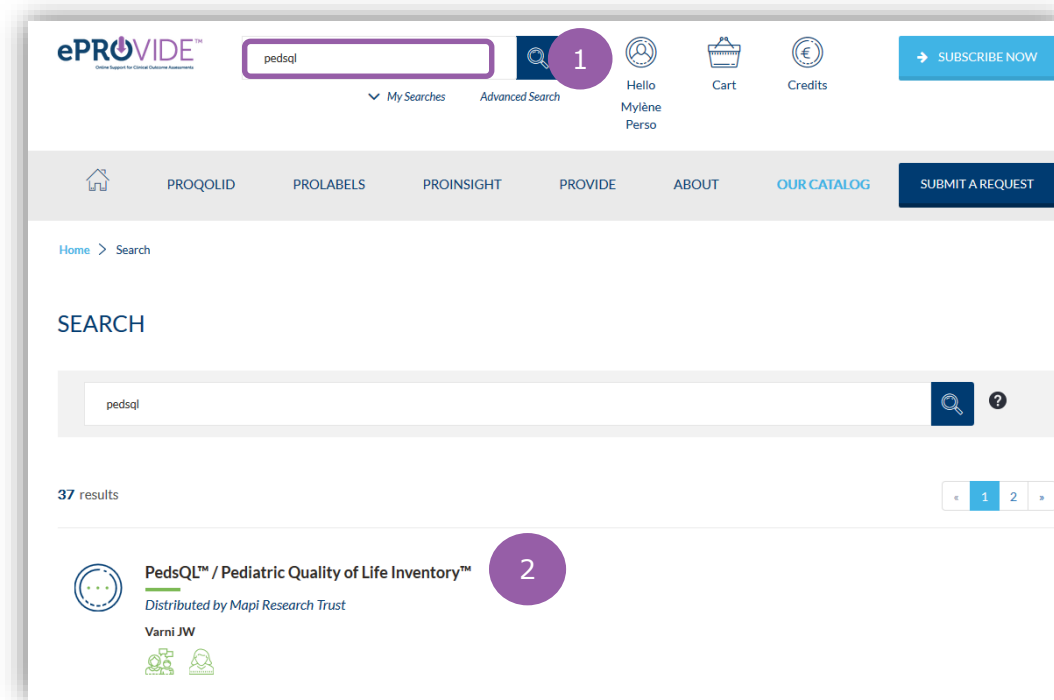
1. Go to <https://eprovide.mapi-trust.org/login>
2. If you already have an account, enter your credentials and click **Login**
3. If you are not registered yet, click **Free Registration**. Then complete and submit the registration form

The screenshot shows the ePROVIDE website interface. At the top left is the ePROVIDE logo with the tagline 'Online Support for Clinical Outcome Assessment'. A search bar contains the text 'Search databases: COA, disease, drug, author, etc.' and a magnifying glass icon. To the right of the search bar are icons for 'Login' (a person with a checkmark) and 'Cart' (a shopping cart), both circled in purple with a '1' callout. A blue 'SUBSCRIBE NOW' button is also present. Below the search bar is a navigation menu with links: PROQOLID, PROLABELS, PROINSIGHT, PROVIDE, ABOUT, OUR CATALOG, and a dark blue 'SUBMIT A REQUEST' button. The main content area is split into two sections: 'ALREADY HAVE AN ACCOUNT' and 'NOT REGISTERED YET'. The 'ALREADY HAVE AN ACCOUNT' section contains a login form with 'Email address' and 'Password' fields, a 'Maximum 5 attempts' warning, a 'Forgot Your Password?' link, and a dark blue 'LOGIN >' button. The 'NOT REGISTERED YET' section contains a dark blue 'FREE REGISTRATION' button. A purple circle with the number '2' is placed over the login form, and a purple circle with the number '3' is placed over the 'FREE REGISTRATION' button.



# Step 2: Search for the Questionnaire

1. Type the questionnaire name in the search form, then press **Enter**
2. In the search results, click the questionnaire name to open the page



- Note regarding the PedsQL™
- all PedsQL™ modules are downloadable on the following [central PedsQL page](#)



# Step 3: Access the Online Distribution Service

1. Once on the questionnaire page, select **Access this questionnaire** in the left-hand menu
2. Click **Download Questionnaire**



- No left-hand menu?
  - [Submit a request](#)
- No download button?
  - [Contact us](#)



# Step 4: Describe Your Study/Project

1. How will you use the questionnaire? Complete the fields under **Context of Use**.
2. Is your project funded? Click the **Not funded** or **Funded** button.

Context of Use \*

- Clinical Practice
- Clinical research
- Epidemiological Study
- Other project

1

Please select which applies to your project as per the definitions below

**NOT FUNDED** **FUNDED** 2

Projects not explicitly funded, but funding comes from overall departmental funds or from the University or Individual funds.

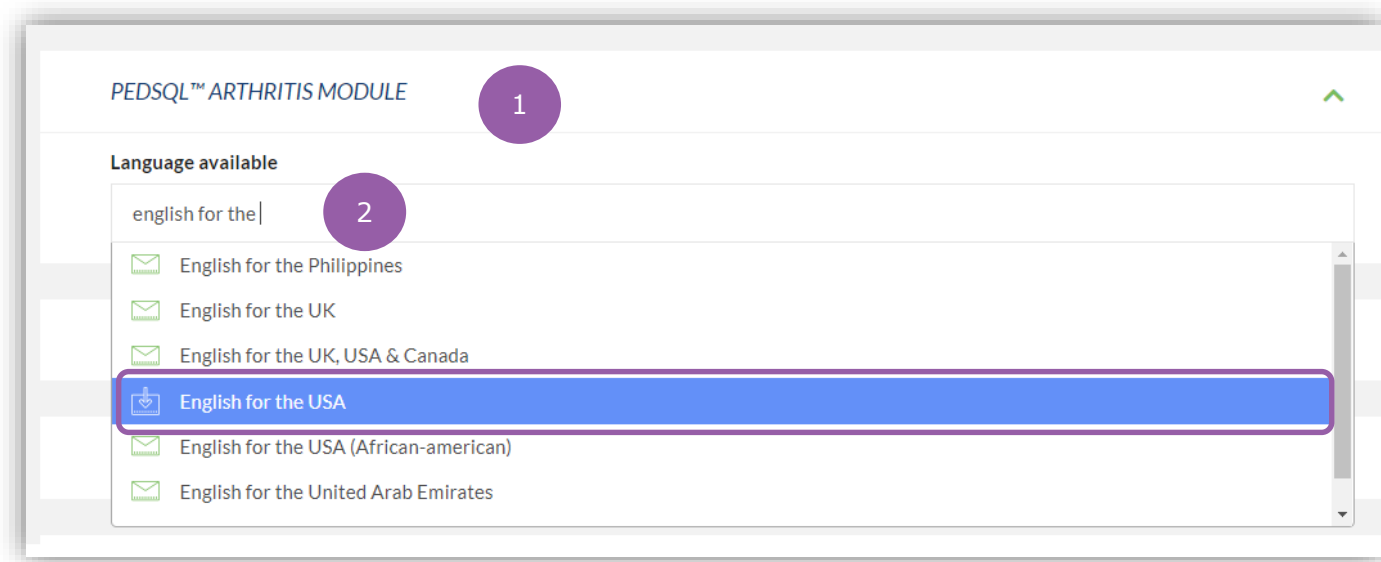
Projects receiving funding from commerce, government, EU or registered charity

BACK TO THE INSTRUMENT



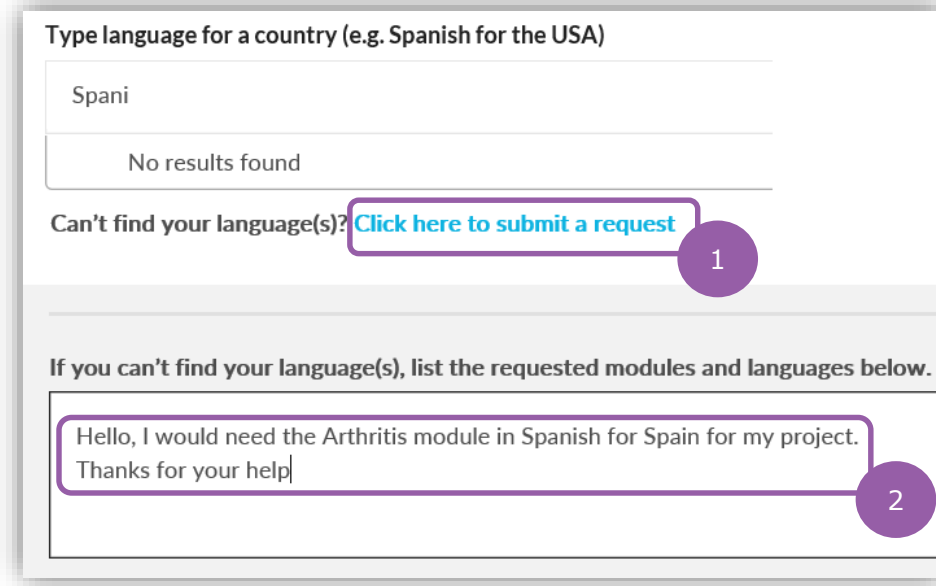
# Step 5: Select a Language Version

1. Click the needed version/module to unfold it
2. Start typing and select a language **for a single country**, e.g. English for the USA



# Step 6: Request Additional Languages

1. For unfunded projects, if your needed language is not listed, you may submit a custom request to our team
2. Specify the versions/modules and languages that you are requesting. Our team will get back to you via email



Type language for a country (e.g. Spanish for the USA)

Spani

No results found

Can't find your language(s)? [Click here to submit a request](#) **1**

If you can't find your language(s), list the requested modules and languages below. (

Hello, I would need the Arthritis module in Spanish for Spain for my project.  
Thanks for your help **2**





# Step 7: Read and Accept the Terms & Conditions

1. Read the Terms and Conditions carefully > They will affect permitted use of the questionnaire
2. Accept by clicking the **Read and Accept** button
3. Click **Next Step**

**GENERAL TERMS & CONDITIONS**

modifications to such standard clauses which are necessary to comply with laws applicable to such data transfer.

12. MRT shall process the Personal Data in accordance with the specified duration, purpose, type and categories of data subjects as set out in the Special Terms and protocol for a specific study.

13. To the extent required by Data Protection Laws and unless otherwise expressly agreed in the Special Terms, the User represents that it has obtained (or will obtain) such consents from, and has issued (or will issue) such notices to, applicable Data Subjects as are necessary in order to enable MRT, its Affiliates and Third Parties to process and transmit the Personal Data under this AGREEMENT.

14. Subject to Data Protection Laws and unless otherwise agreed, at the User's option MRT will either destroy or return Personal Data to the User following the expiration or termination of the this AGREEMENT.

15. The User acknowledges that MRT is dependent on the User for instructions as to the extent to which MRT is permitted under law to Process Personal Data. As a result, MRT will not be liable for any claim brought by a Data Subject arising from any act or omission of MRT, to the extent that such act or omission is a result of the User instructions.

If the User requires the Personal Data of MRT employees or subcontractors, the User and MRT will agree in advance as to the type of Personal Data concerning such Data Subjects to be made available. The User shall Process such Personal Data in a manner which is reasonable and in accordance Data Protection Laws.

Please note that these are legally binding terms and conditions that affect your use of the COA

I HAVE READ AND ACCEPT THE ABOVE TERMS AND CONDITIONS

**Specific terms and conditions**

- The Copyright Holder of the COA has granted ICON LS exclusive rights to translate the COA in the context of commercial studies or any project funded by for-profit entities. ICON LS is the only organization authorized to perform linguistic validation/translation work on the COA.
- In case the User wants to translate the COA in an academic context, the User shall send the back translations to the Copyright Holder for approval.
- In case the User wants to use an e-Version of the COA, the User shall send the Screenshots of the original version of the COA to the Copyright Holder through MRT for approval. The Copyright Holder may request consulting fees for this review.

Please note that these are legally binding terms and conditions that affect your use of the COA

I HAVE READ AND ACCEPT THE ABOVE TERMS AND CONDITIONS

PREVIOUS STEP    NEXT STEP

Callout 1: Purple circle with '1' pointing to the main terms and conditions text.

Callout 2: Purple circle with '2' pointing to the 'Specific terms and conditions' section.

Callout 4: Purple circle with '4' pointing to the 'NEXT STEP' button.



# Step 8: Download the files

1. If you requested additional languages, a link will direct you to your request dashboard
  2. Click **Download all** to download all files at once. A Zip folder will open up with all available versions + a scoring document
- OR
3. Click the individual **Download** link to download each version one by one

## DOWNLOAD

Your [request for non downloadable languages](#) has been received. Our team will get back to you later by email.  
Please click **Download all** and save each downloaded document.



**Download all**

2

PedsQL™ Arthritis module | *English for the USA* .....



**Download**

3





**CONTACT**

**[eprovidetechnicalsupport@mapi-trust.org](mailto:eprovidetechnicalsupport@mapi-trust.org)**